

## How to Use the Flashcards

### **1. Start with the Literacy Screening Tool**

Before using the flashcards, complete the Literacy Screening Tool in your toolkit. This will help you figure out where to start with the flashcards.

### **2. Follow the Flashcard Sequence**

Each set of flashcards is numbered and designed to be used in order. Start with the flashcards suggested by the screening tool and work through them step by step.

### **3. Use the Script on the Back of Each Card**

Each flashcard has a script on the back to help guide you. Simply read the script and follow the instructions as you work with your child. The script includes repetition to help your child connect letters and sounds. This repetition is important, don't skip it!

### **4. Focus on Letter Sounds, Not Letter Names**

As you use the flashcards, emphasize the letter sounds, not the letter names. This is key to helping your child build a strong reading foundation.

### **5. Use the Introduction Set First**

Start with the introduction flashcards. Once your child is comfortable with these letters and sounds, move on to the review set to reinforce what they've learned.

### **6. Practice for 10-15 Minutes Per Day**

Spend about 10-15 minutes each day using the flashcards. This regular, short practice will help your child get the repetition they need without overwhelming them.

### **7. Master One Set Before Moving On**

Don't move on to a new set of flashcards until your child has mastered the current set. Mastery means they know the letter sounds without hesitation.

### **8. Take Your Time and Have Fun!**

Learning to read takes time and lots of practice. The repetition in these cards is meant to help your child get plenty of "at-bats" with each sound. Stay patient, be encouraging, and celebrate progress along the way!

Hh



Cc



This is h. H says /h/ like hat.  
 H says /h/. H says /h/. H says /h/. (Cut it short. /h/ not 'huh')  
 H-h-h-hat. H-h-h-hat. H-h-h-hat.  
 Can you say /h/ three times?  
 Can you say hat three times?  
**If not:** Open your mouth a little bit, relax your tongue and breathe air out like a puff of air and say /h/.  
 Trace the letter h with your finger.  
 What letter is this? What sound does it make?  
 Say 'h, /h/, hat' three more times.

This is c. C says /k/ like can  
 C says /k/. C says /k/. C says /k/. (Cut it short. /k/ not 'kuh')  
 C-c-c-can. C--c-c-can. C-c-c-can.  
 Can you say /k/ three times?  
 Can you say can three times?  
**If not:** Open your mouth slightly, touch the back of your tongue to the top of your mouth, and then drop it down quickly, push air and say /k/.  
 Trace the letter c with your finger.  
 What letter is this? What sound does it make?  
 Say 'c, /k/, can' three more times.

V v



W w



Trace the letter v with your finger.  
What letter is this? What sound does it make?  
Say 'v, /v/, volcano' three more times.

**If not:** Put your top teeth on your lower lip, buzz air through your bottom lip and say /v/.

Can you say /v/ three times?  
Can you say volcano three times?

V-v-v-volcano, v-v-v-volcano, v-v-v-volcano

not ('vuh')

V says /v/. V says /v/. V says /v/. (Cut it short. /v/

This is v. V says /v/ like volcano

Trace the letter w with your finger.  
What letter is this? What sound does it make?  
Say 'w, /w/, wagon' three more times.

**If not:** Bring your lips together in a circle, buzz your lips and then quickly open your open as you blow and say /w/.

Can you say /w/ three times?  
Can you say wagon three times?

W-w-w-wagon, w-w-w-wagon, w-w-w-wagon

not ('wuh')

W says /w/. W says /w/. W says /w/. (Cut it short. /w/

This is w. W says /w/ like wagon.



Zz



Yy



This is z. Z says /z/ like zipper.  
 Z says /z/. Z says /z/. Z says /z/.  
 Zzz-zipper, zzz-zipper, zzz-zipper  
 Can you say /z/ three times?  
 Can you say zipper three times?  
**If not:** Close your teeth, put your tongue behind your  
 top teeth, blow air out and say /z/.  
 Trace the letter z with your finger.  
 What letter is this? What sound does it make?  
 Say 'z, /z/, zipper' three more times.

This is y. Y says /y/ like yo-yo.  
 Y says /y/. Y says /y/. Y says /y/.  
 Y-y-y-yo-yo, y-y-y-yo-yo, y-y-y-yo-yo  
 Can you say /y/ three times?  
 Can you say yo-yo three times?  
**If not:** Press the middle of your tongue up and keep  
 the tip of your tongue down. Push air and drop your  
 jaw down and say /y/.  
 Trace the letter y with your finger.  
 What letter is this? What sound does it make?  
 Say 'y, /y/, yo-yo' three more times.

Jj



Qu qu



This is J. J says /j/ like jelly.  
J says /j/. J says /j/. J says /j/. (Cut it short. /j/ not 'juh')

J-j-j-jelly, j-j-j-jelly, j-j-j-jelly

Can you say /j/ three times?  
Can you say jelly three times?

**If not:** Press the middle of your tongue up, bring your lips in together, push air, drop your tongue and jaw quickly and say /j/.

Trace the letter j with your finger.  
What letter is this? What sound does it make?  
Say 'j, /j/, jelly' three more times.


This is q-u. Q-u says /kw/ like queen  
Q-u says /kw/. Q-u says /kw/. Q-u says /kw/.

Can you say /kw/ three times?  
Can you say queen three times?

**If not:** Make a tight circle with your lips, bring the back of your tongue up, push air out, drop your tongue and jaw and say /kw/

Trace the letter Q with your finger.  
What letter is this? What sound does it make?  
Say 'Q, /kw/, queen' three more times.

X x



This is x. X says /ks/ like x-ray.  
X says /ks/. X says /ks/. X says /ks/.

X-ray, X-ray, X-ray

Can you say /ks/ three times?  
Can you say x-ray three times?

**If not:** Tightly press the back of your tongue up, push  
air against it, and then drop your tongue and hiss like  
/s/

Trace the letter X with your finger.

What letter is this? What sound does it make?  
Say 'X, /ks/, x-ray' three more times.



how to

how to

- How do I use the introduction flashcards?*
- Introduction Cards: (Navy Blue)*
- 1) Model each sound (not the name of the letter)
  - 2) Ask your child to **repeat the sound**.
  - 3) Explain **how to form the sound** with their mouth.
  - 4) Say the sound and **trace the letter**.

- How do I use the review flashcards?*
- Review Cards: (Blue)*
- 1) Show them the card.
  - 2) Ask: "What sound does this letter make?"
  - 3) Confirm ("That's right!") **or** Model & Repeat ("This is /mmm/. What sound is it?")

Hh



Cc

Ask: What's the sound?  
If correct, ask again three more times, "That's  
right! What's the sound?"  
If incorrect, model the sound, "The sound is /h/ --  
and then ask again, "What's the sound?"

Ask: What's the sound?  
If correct, ask again three more times, "That's  
right! What's the sound?"  
If incorrect, model the sound, "The sound is /k/ --  
and then ask again, "What's the sound?"

V v



W w



*If incorrect, model the sound, "The sound is /v/ -- and then ask again, "What's the sound?"*

*If correct, ask again three more times, "That's right! What's the sound?"*

**Ask:** What's the sound?

*If incorrect, model the sound, "The sound is /w/ -- and then ask again, "What's the sound?"*

*If correct, ask again three more times, "That's right! What's the sound?"*

**Ask:** What's the sound?

Zz



Yy



Ask: What's the sound?  
If correct, ask again three more times, "That's  
right! What's the sound?"  
If incorrect, model the sound, "The sound is /z/ --  
and then ask again, "What's the sound?"

Ask: What's the sound?  
If correct, ask again three more times, "That's  
right! What's the sound?"  
If incorrect, model the sound, "The sound is /y/ --  
and then ask again, "What's the sound?"

Jj



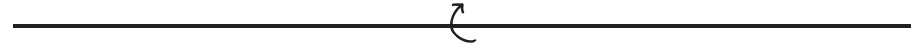
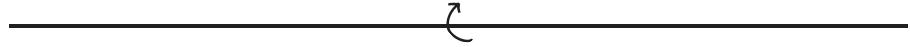
Qu  
qu



Ask: What's the sound?  
*If correct, ask again three more times, "That's  
right! What's the sound?"*  
*If incorrect, model the sound, "The sound is /j/ --  
and then ask again, "What's the sound?"*

Ask: What's the sound?  
*If correct, ask again three more times, "That's  
right! What's the sound?"*  
*If incorrect, model the sound, "The sound is /kw/--  
and then ask again, "What's the sound?"*

Xx



Ask: What's the sound?  
If correct, ask again three more times, "That's  
right! What's the sound?"  
If incorrect, model the sound, "The sound is /ks/ --  
and then ask again, "What's the sound?"

